




3.1.1




3.2.1

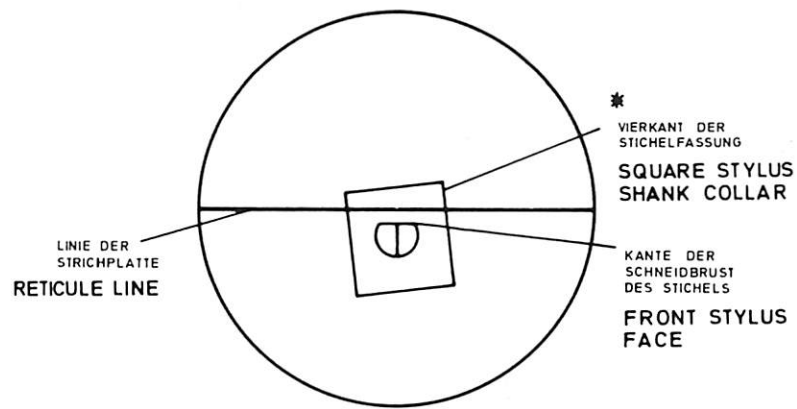


3.3.1



3.3.2





BLICK DURCH DAS MIKROSKOP  
MICROSCOPE FIELD OF VISION


\* DIE KANTEN DER STICHELFASSUNG MÜSSEN NICHT  
PARALLEL ZUR KANTE DER SCHNEIDBRUST STEHEN

ONE SIDE OF THE SQUARE SHANK COLLAR DO NOT  
NECESSARILY HAVE TO BE PARALLEL TO THE STYLUS  
FACE, ALTHOUGH SOME STYLUS MANUFACTURERS  
GUARANTIE THIS TO SOME DEGREE OF ACCURACY.

3.4.1

ANSCHLUSSKLEMMEN  
TERMINALS

HEIZDRÄHTE  
HEATING WIRES




3.4.2

SCHNEIDSTICHEL  
STYLUS

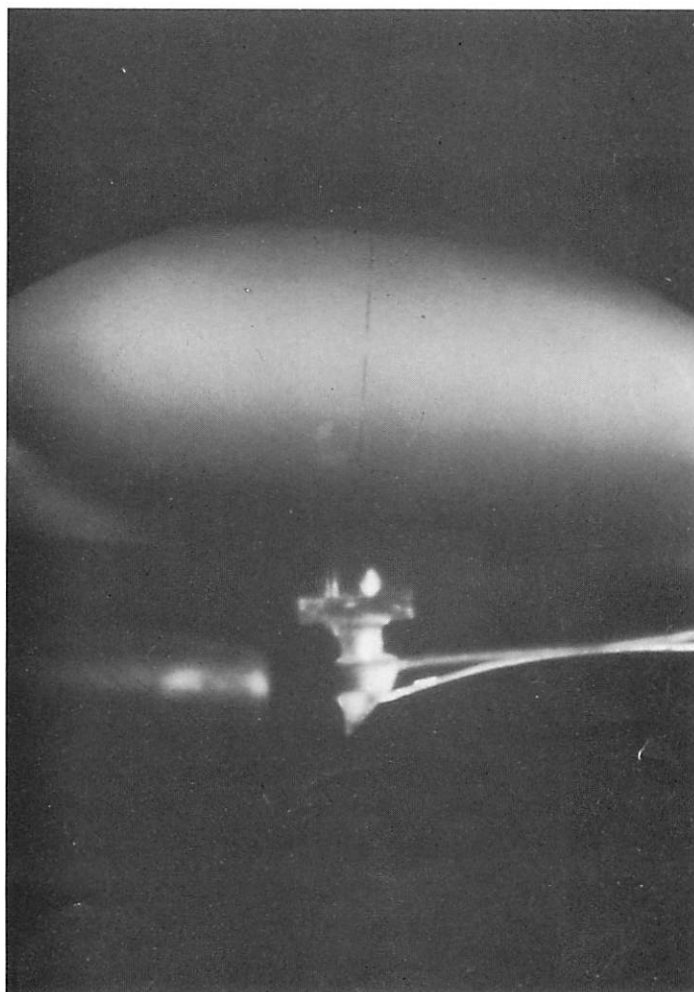
SCHREIBARM  
TORSION TUBE

SPANNDORN  
MOUNTING BRACKET

3.5.1




3.6.1



3.7.1




3.7.2



3.8.1



3.9.1





3.10.1

